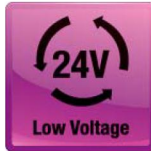


iS600 Kit

Domestic Sliding Gates up to 600Kg

AXIOM SERIES SLIDING GATE OPENER

ELSEMA 
INTELLIGENT 
SLIDER®



-) Cost effective solution for domestic sliding gate
-) Self learning using intelligent positioning technology
-) High capacity Lithium-ion battery backup optional
-) Easy installation with Eclipse® control card
-) All metal gearbox for longer life
-) Suitable for gates up to 600Kg on level ground
-) Contactless limit switch
-) Soft start and soft stop
-) Designed by Elsema in Australia



TECHNICAL DATA

Power supply	240 Volts AC
Motor voltage	24 Volts DC
Max gate weight	600kg on level ground
Max absorbed power	80 Watts
Nominal thrust	220N
Nominal input power	2 Amps
Motor speed	15 metres per minute
Duty cycle	60% over 12 min
Operating temperature	-20°C - +50°C

Kit contents



iS600 sliding gate motor



2 x Keyring remotes
with frequency hopping



Control card with Eclipse®
Operating System

Ordering Code



PART NUMBERS	DESCRIPTION
iS600	Standard iS600 Kit
iS600B	iS600 Kit with Li-ion Backup battery pack
iS600Solar	iS600 Kit with Solar charger and Backup battery pack

Optional Accessories



PentaCODE® Keypad

Wireless keypad
compatible with
Pentacode receivers



GSM Gate Opener

Open your gate
with your mobile
phone for free!



Magnetic Lock

-) 12 or 24 Volts DC
-) Waterproof
-) 270Kg or 650Kg



PentaFOB® Programmer

Add, edit or delete
or backup individual
PentaFOB® remotes



Vehicle Detector

-) 12, 24 or 240 Volts
-) 1 or 2 loops
-) Medium or high sensitivity




Flashing Lights

-) 12 or 24 Volts DC
-) Red, Blue & Amber
-) 90 Flashes \ min



Long range
reflector type
photo electric beam



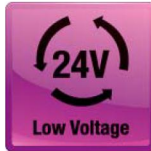
4 x Steel reinforced
Nylon Gear Racks
GR-4

iS900 Kit

Domestic / Light Commercial Gates up to 900Kg

AXIOM SERIES SLIDING GATE OPENER

ELSEMA 
INTELLIGENT 
SLIDER®



-) Self learning using intelligent positioning technology
-) High capacity Lithium-ion battery backup optional
-) Easy installation with Eclipse® control card
-) Powerful 120 Watt motor for faster speed
-) All metal gearbox for longer life
-) Suitable for gates up to 900Kg on level ground
-) Contactless limit switch
-) Soft start and soft stop
-) Designed by Elsema in Australia



TECHNICAL DATA

Power supply	240 Volts AC
Motor voltage	24 Volts DC
Max gate weight	900kg on level ground
Max absorbed power	120 Watts
Nominal thrust	330N
Nominal input power	2 Amps
Motor speed	15 metres per minute
Duty cycle	60% over 12 min
Operating temperature	-20°C - +50°C

Kit contents



iS900 sliding gate motor



2x Keyring remotes
with frequency hopping



Control card with Eclipse®
Operating System

Ordering Code

PART NUMBERS	DESCRIPTION
iS900	Standard iS900 Kit
iS900B	iS900 Kit with Li-ion Backup battery pack
iS900Solar	iS900 Kit with Solar charger and Backup battery pack



Optional Accessories



PentaCODE® Keypad

Wireless keypad
compatible with
Pentacode receivers



GSM Gate Opener

Open your gate
with your mobile
phone for free!



Magnetic Lock

-) 12 or 24 Volts DC
-) Waterproof
-) 270Kg or 650Kg



PentaFOB® Programmer

Add, edit or delete
or backup individual
PentaFOB® remotes



Vehicle Detector

-) 12, 24 or 240 Volts
-) 1 or 2 loops
-) Medium or high sensitivity




Flashing Lights

-) 12 or 24 Volts DC
-) Red, Blue & Amber
-) 90 Flashes \ min



**Long range
reflector type
photo electric beam**



**4 x Steel reinforced
Nylon Gear Racks
GR-4**