



Affordable Reliable Service

ABN 27 106 103 315

www.aggdoors.com.au

enquiries@aggdoors.com.au

(03) 8789 1342

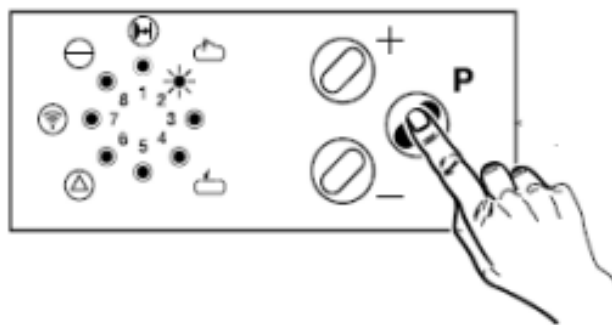


Genuine D323

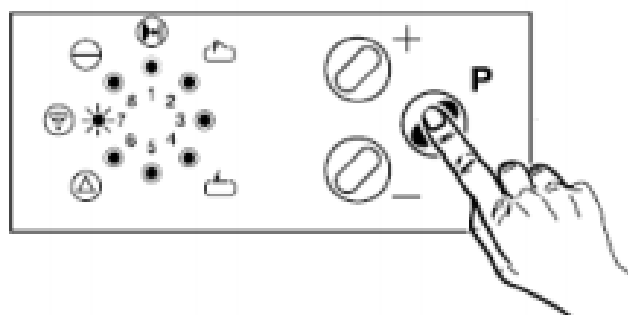
Programming with the Receiver

Warning: Please use this type of programming only if you do not have a functional remote left. This programming method deletes all already programmed remotes.

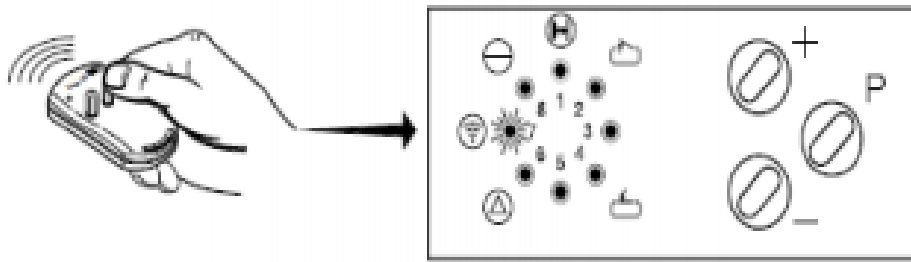
1. Press and hold the P button on the receiver until the LED 2 flashes.



2. Press several times the button P until LED 7 flashes.



3. Press the button on your new remote until the LED 7 flashes fast.



4. Press the P button and release it. Wait 10 seconds.
5. Your new remote is programmed.

